

Choosing next year's modules in the Student Portal



Please choose your option modules by:

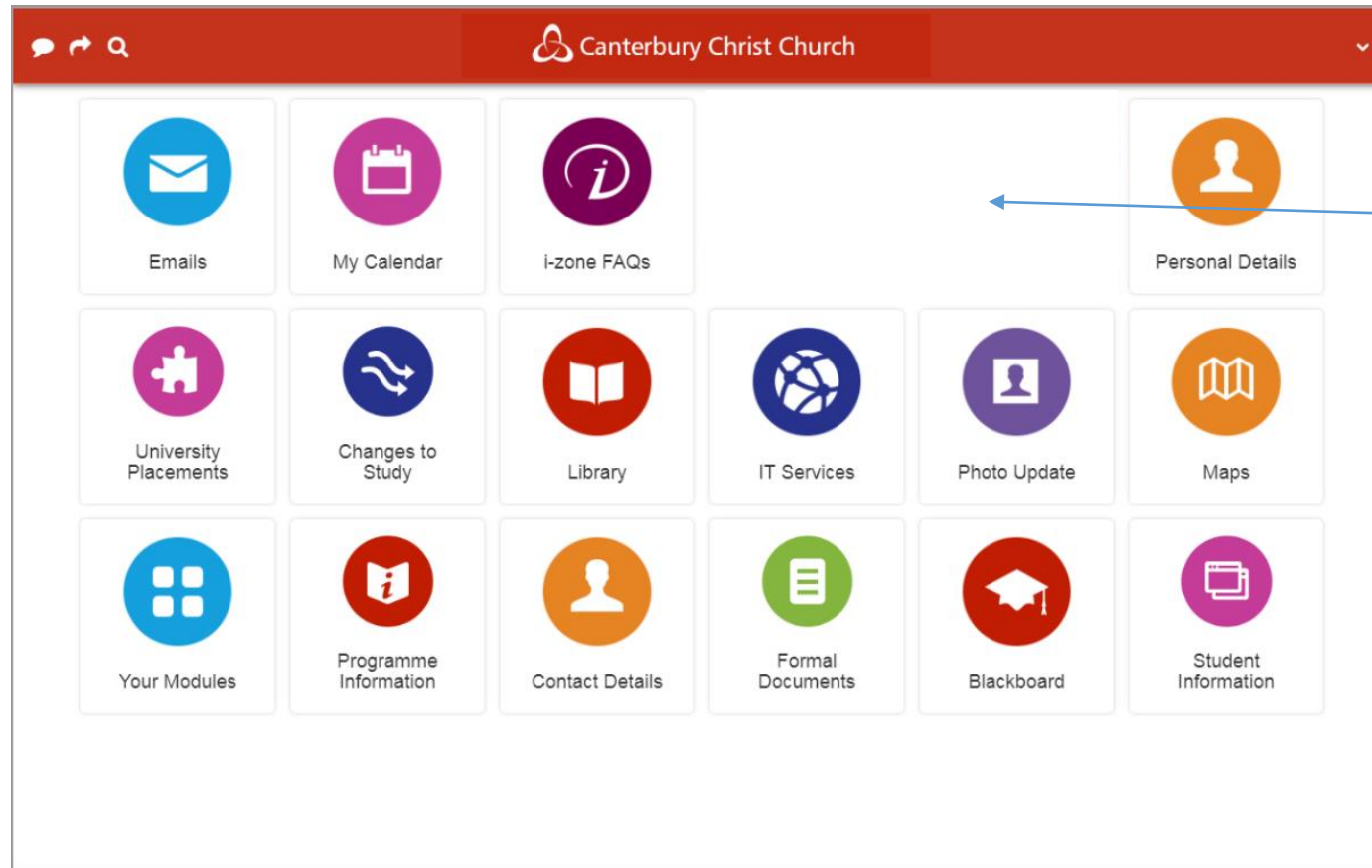
5pm Friday 8 March 2019

After this date you will no longer be able to indicate module preferences.

If you have not submitted your choices by this date, your Programme Team will select your modules on your behalf.

Details of the modules you have been allocated for 2018-19 will be available for you to view in View Modules tile on Student Portal from Monday 15 April 2019.

Go to Student Portal and click the Module Choice button



Module Choice

The Module Choice tile will appear in your Student Portal view once the system is open

Please note: This is an illustrative view of the Student Portal, you might not have this view as the Portal is personalised for each student.



Module Choice



CHOOSE NEXT YEAR'S MODULES

[HELP](#)

1 WELCOME 2 3 4

This tile will enable you to indicate the modules that you would like to study next year. You will be presented with a list of possible modules to choose from for each semester.

You can sort these in order of preference and submit them for approval from your programme team.

Before you begin, you should consult any guidance you have received from your programme about the modules available to you.

CONTINUE

Before you begin it is very important that you consult any information that you have received from your Programme Team, about the modules available to you.



Module Choice



CHOOSE NEXT YEAR'S MODULES

[HELP](#)

2 PROGRAMME 3 4

You are about to indicate your module option preferences for the programme shown below. Please select 'continue' to proceed. If you do not think the programme listed here is correct, please contact your programme director, before you continue.

BSc (Hons) Applied Criminology

Start Date: 21-Sep-2015

End Date: 15-Jun-2018

CONTINUE

BACK

Please check that the correct programme is showing before you proceed. If it's not, contact your programme team.



Module Choice

CHOOSE NEXT YEAR'S MODULES


HELP

3 CHOOSE MODULES 4

You are indicating your module preferences for **BSc (Hons) Applied Criminology** and must select a total of **120** credits with the appropriate balance of credits in each semester before continuing (typically this would be 60 credits in each semester).

Below is the list of modules available for you to study next year. You will find the module options for studying a starred language module listed below your programme modules. Where applicable, compulsory modules are already added and marked with a  icon. Using the  button, select your preferences up to the required number of credits.

Each module indicates which semester it is offered in and the credit value. Modules which are delivered across both semesters will show half the credits in each semester (ie a year-long 40 credit dissertation module will show as 20 credits in each semester).

Please place ALL modules (including those you have not selected) in your ranked order of preference by dragging the  handles.

SUBJECTS

Applied Criminology Single

CURRENTLY SELECTED MODULES

RANK	MODULE	CREDITS
		S1 S2
	Applications Of Criminology Applied Criminology Single	20

This shows you where a module is compulsory for your programme and cannot be changed.

Use the + button to add modules

Use these handles to drag and drop modules in order of preference.

← Module Choice ×

Applied Criminology Single

CURRENTLY SELECTED MODULES

RANK	MODULE	CREDITS	
		S1	S2
		20	
🔒 -	Applications Of Criminology Applied Criminology Single	20	
🔒 -	Individual Study (40 Credits) Applied Criminology Applied Criminology Single	20	20
🔒 -	Youth, Crime And Justice Applied Criminology Single		20
TOTAL		40	40
OVERALL		80	

AVAILABLE MODULES

RANK	MODULE	CREDITS	
		S1	S2
≡ 1	Crime In A Global Context Applied Criminology Single		20
≡ 2	Criminology For A Just Society Applied Criminology Single	10	10

There are 2 semesters each academic year

Ensure that the modules you have selected are appropriately balanced over each semester.
(Typically you will have 60 credits in each semester.)

If the same module is running in both semesters, you must only select it once.
(You cannot take the same module twice.)

Making your choices

This is the list of modules available to you

Module Choice

	S1	S2	
1		20	+
2	10	10	+
3	20		+
4	20		+
5	20		+
6		20	+
7	20		+

You must choose another **40** credits worth of modules before you can continue.

CONTINUE

BACK

Use these buttons to drag all of the modules into your order of preference (including those you don't select). This will help your Programme Team to allocate as close to your preferences as possible.

You will get an error message if you have not selected enough credits.

Changing your choices

CURRENTLY SELECTED MODULES

RANK	MODULE	CREDITS	
		S1	S2
-	Applications Of Criminology Applied Criminology Single	20	
-	Individual Study (40 Credits) Applied Criminology Applied Criminology Single	20	20
-	Youth, Crime And Justice Applied Criminology Single		20
≡ 1	Crime In A Global Context Applied Criminology Single		20 
≡ 2	International Justice And Human Rights Applied Criminology Single	20	
TOTAL		60	60
OVERALL		120	

Use the minus button to remove a module

Starred language modules

← Module Choice

7	Re-thinking Sport, Health And Body Cultures Sport And Exercise Science Single	20		+	
8	Individual Research Project Sport And Exercise Science Single	10		10	+
9	Sporting Extremes Sport And Exercise Science Single	20		+	

STARRED MODULES

MODULE	CREDITS	
	S1	S2
Contemporary Language Studies - French Level 6 ★	10	10
Contemporary Language Studies - German Level 6 ★	10	10
Contemporary Language Studies - Mandarin Chinese Level 6 ★	10	10
Contemporary Language Studies - Spanish Level 6 ★	10	10
Contemporary Language Studies - Italian Level 6 ★	10	10

CONTINUE

BACK

A starred language module is one that you can choose to take instead of one of the 20 credit modules. A list of all currently available starred modules and guidance will be posted on your Programme Blackboard. (Due to timetabling constraints, some starred language modules may not be available to all students.)

If you choose a starred language module as part of your Programme, it will count towards your degree classification.

If you would like to take a starred language module, please make sure that you understand the rules. Guidance is available from your Programme Team.

Combined Honours Students

The screenshot shows a web interface titled 'Module Choice' with a back arrow and a close 'x' button. Below the title is a section 'CHOOSE NEXT YEAR'S MODULES' with a 'HELP' link. A progress bar shows steps 1, 2, 3, and 4, with step 3 'CHOOSE MODULES' highlighted. The main text explains that students must select a total of 120 credits with an appropriate balance in each semester (typically 60 credits per semester). It lists instructions for selecting modules, including compulsory ones marked with a lock icon and the use of a plus button. It also notes that modules delivered across both semesters show half credits per semester. Finally, it instructs students to rank all modules by preference using drag handles. At the bottom, there are two subject categories: 'Business Studies Combined' and 'History Combined'.

← Module Choice ×

CHOOSE NEXT YEAR'S MODULES [HELP](#)

✓ ✓ 3 CHOOSE MODULES 4

You are indicating your module preferences for **BA/BSc (Hons) Business Studies / History** and must select a total of **120** credits with the appropriate balance of credits in each semester before continuing (typically this would be 60 credits in each semester).

Below is the list of modules available for you to study next year. You will find the module options for studying a starred language module listed below your programme modules. Where applicable, compulsory modules are already added and marked with a icon. Using the button, select your preferences up to the required number of credits.

Each module indicates which semester it is offered in and the credit value. Modules which are delivered across both semesters will show half the credits in each semester (ie a year-long 40 credit dissertation module will show as 20 credits in each semester).

Please place ALL modules (including those you have not selected) in your ranked order of preference by dragging the handles.

SUBJECTS

Business Studies Combined

History Combined

When selecting how many credits to take in each subject remember that

- You need to take at least 40 credits in each subject.
- You can take a maximum of 20 credits more in a subject than you studied the previous year (eg, if you studied 40 credits in Subject A at Level 5, you can take 40 or 60 credits in Subject A at Level 6)

If you take a 20 credit starred module it will not count towards the required minimum 40 credits in each subject.

Combined Honours – Selecting Level 6 Modules

The screenshot shows a web interface titled 'Module Choice' with a back arrow and a close 'x' button. Below the title is a section 'CHOOSE NEXT YEAR'S MODULES' with a 'HELP' link. A progress bar shows steps 1, 2, 3, and 4, with step 4 'CHOOSE MODULES' highlighted. The main text explains that the user is selecting preferences for a BA/BSc (Hons) Business Studies / History program, requiring a total of 120 credits (60 per semester). It provides instructions on how to use the interface, including selecting modules and using a lock icon for compulsory modules. Below the text are sections for 'SUBJECTS' with 'Business Studies Combined' and 'History Combined' listed.

← Module Choice ×

CHOOSE NEXT YEAR'S MODULES HELP

✓ ✓ 3 CHOOSE MODULES 4

You are indicating your module preferences for **BA/BSc (Hons) Business Studies / History** and must select a total of **120** credits with the appropriate balance of credits in each semester before continuing (typically this would be 60 credits in each semester).

Below is the list of modules available for you to study next year. You will find the module options for studying a starred language module listed below your programme modules. Where applicable, compulsory modules are already added and marked with a icon. Using the button, select your preferences up to the required number of credits.

Each module indicates which semester it is offered in and the credit value. Modules which are delivered across both semesters will show half the credits in each semester (ie a year-long 40 credit dissertation module will show as 20 credits in each semester).

Please place ALL modules (including those you have not selected) in your ranked order of preference by dragging the handles.

SUBJECTS

Business Studies Combined

History Combined

Selecting a Dissertation / Independent Studies Module

- You can take a maximum of 40 credits of dissertation/independent studies modules (You cannot take a 40 credit independent studies in each subject).
 - In order to take a 40 credit dissertation/independent studies module in a subject you must be studying at least 60 credits in that subject.

Part-time students

The screenshot shows a web interface titled 'Module Choice' with a back arrow and a close 'x' button. Below the title is a header 'CHOOSE NEXT YEAR'S MODULES' and a 'HELP' link. A progress bar shows two checked items and a current step '3 CHOOSE MODULES' with a '4' in a circle. The main text reads: 'You are choosing modules for **BSc (Hons) Sport And Exercise Science** and must now select between 40 to 80 credits across your new modules as per guidance for your programme team. If you are uncertain how many credits you should be taking please consult your programme before continuing. Below is the list of modules available for you to study next year. You will find the module options for studying a starred language module listed below your programme modules. Where applicable, compulsory modules are already added and marked with a icon. Using the button, select your preferences up to the required number of credits. Each module indicates which semester it is offered in and the credit value. Modules which are delivered across both semesters will show half the credits in each semester (ie a year-long 40 credit dissertation module will show as 20 credits in each semester). Please place ALL modules (including those you have not selected) in your ranked order of preference by dragging the handles.'

Part-time students should select between 40 and 80 credits. If you are uncertain how many credits you should select please consult your Programme Team before you proceed.

Make sure that you check your module selection and your order of preference, before you use the submit button!
(If you select too many credits modules will be allocated in available preference order.)



Module Choice



Below are the modules you have chosen for your **BSc (Hons) Applied Criminology** programme.

Please check them carefully and click Submit My Preferences to confirm your selection.

RANK	MODULE	CREDITS	
		S1	S2
	Applications Of Criminology Applied Criminology Single	20	
	Individual Study (40 Credits) Applied Criminology Applied Criminology Single	20	20
	Youth, Crime And Justice Applied Criminology Single		20
1	Crime In A Global Context Applied Criminology Single		20
2	International Justice And Human Rights Applied Criminology Single	20	

After you confirm your module preferences, you should receive an email within 24 hours confirming your submission. If you have further queries, please contact the i-zone.

SUBMIT MY PREFERENCES

BACK

Make sure that you check both your module selection and your order of preference of all the modules (this will help the Programme Team with allocation if your first choices are not available) before you use the submit button !

You will receive an email to confirm your submission within 24 hours

The screenshot shows a mobile application interface. At the top, there is a navigation bar with a back arrow on the left, the title 'Module Choice' in the center, and a close 'x' icon on the right. Below the navigation bar, there is a section titled 'CHOOSE NEXT YEAR'S MODULES' with a 'HELP' link on the right. Underneath this is a blue bar containing four white checkmark icons and the word 'CONFIRMATION'. The main content area features a 'Thank you' heading, followed by a paragraph: 'You have successfully selected your modules. You should receive an email within 24 hours confirming your submission. If you have further queries, please contact the i-zone.' Below this, there are two contact options: 'Canterbury: Augustine House & Laud' with phone number '01227 782222' and email 'i-zone@canterbury.ac.uk', and 'Medway: Cathedral Court' with phone number '01634 894444' and email 'i-zonemedway@canterbury.ac.uk'.

← Module Choice ×

CHOOSE NEXT YEAR'S MODULES [HELP](#)

✓✓✓✓ CONFIRMATION

Thank you

You have successfully selected your modules. You should receive an email within 24 hours confirming your submission. If you have further queries, please contact the i-zone.

Canterbury: Augustine House & Laud
01227 782222 or i-zone@canterbury.ac.uk

Medway: Cathedral Court
01634 894444 or i-zonemedway@canterbury.ac.uk

The modules you have been allocated for 2019-20 will be available for you to view in Module Tile on the Student Portal from Monday 15 April 2018.

You will receive an email to let you know when they are available.