

Using online databases: Kanopy

What is Kanopy?

Kanopy is a video streaming service with:

- Access to a large, curated catalogue of over 30,000 educational documentaries and classic films from leading producers.
- A wide range of subject coverage (e.g. Arts and Humanities, Social Sciences, Education, Health and Sciences)
- Content that you can watch anytime, anywhere and on any device including via media streaming apps.

How do I access it?

- Go to **LibrarySearch** at <http://libsearch.canterbury.ac.uk/> or access it via the University Services on your Blackboard.
- **Log in** using your CCCU username and password.
- If you are away from campus, or connecting with your own device over Wi-Fi, you will need to include @canterbury.ac.uk after your CCCU username.p
- Select **Find Databases**, click on **K**, then click on the link to **Kanopy** to open it in a tab.



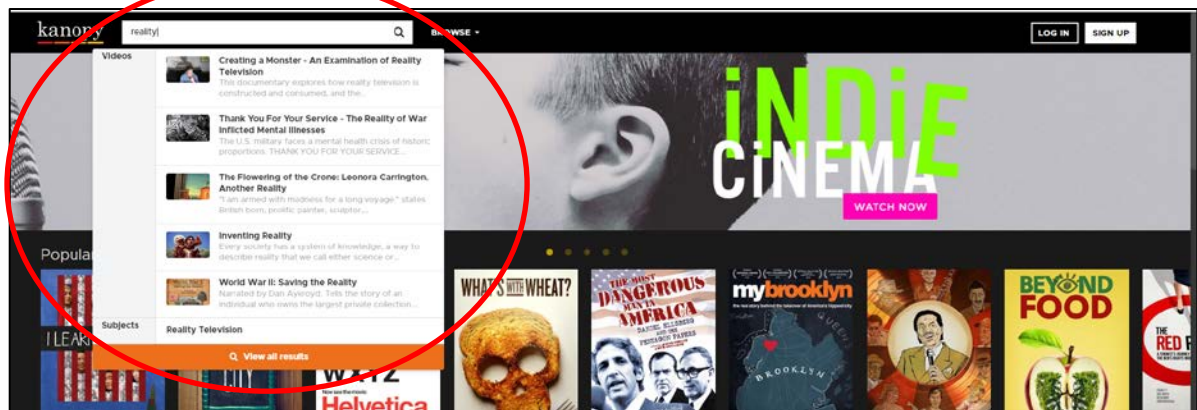
Accessibility

- Kanopy's website and video player works with screen reader technologies on desktop browsers, as well as iOS and Android devices.
- The videos are accompanied by captions, subtitles and transcripts. Activate the captions via a small 'CC' button on the video player or place a 'captions request'. 'Transcripts' can be selected under the 'More' tab once a video starts playing.

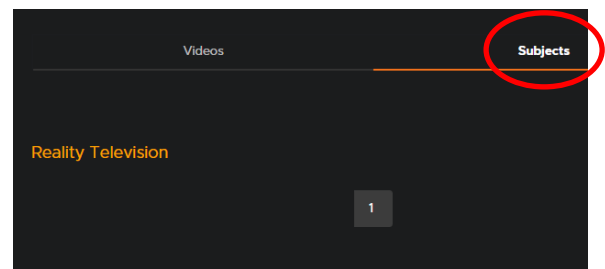
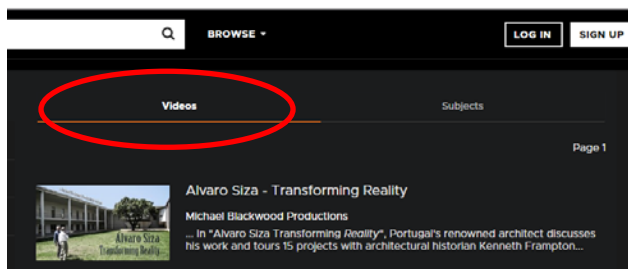
How do I search it?

Keyword searching

Use keywords for your topic in the search box (e.g. 'reality'). Kanopy will make suggestions as you type which you can select.

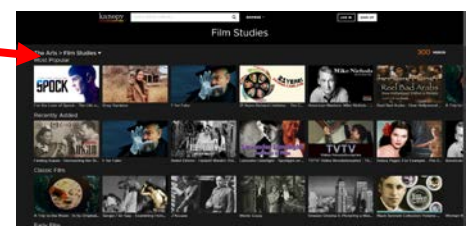
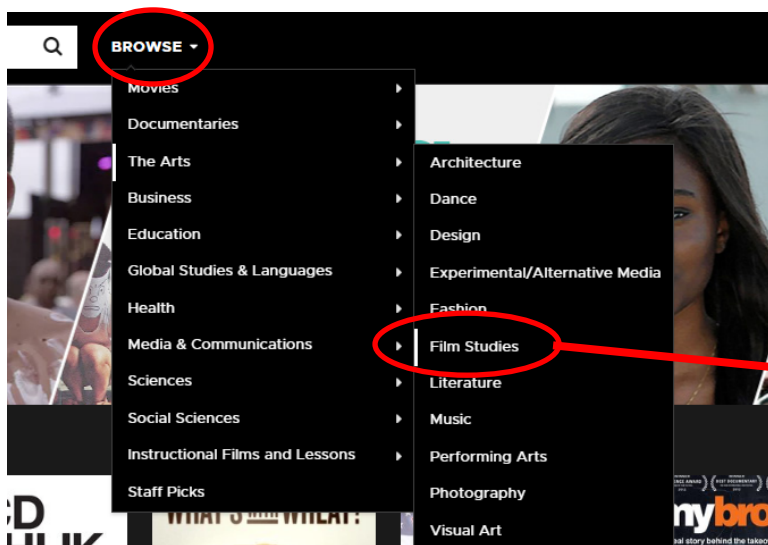


If you search with your keyword, you will retrieve a list of results. Under the 'videos' tab you can click on a video to see more and under the 'subjects' tab there will be links to related topics.

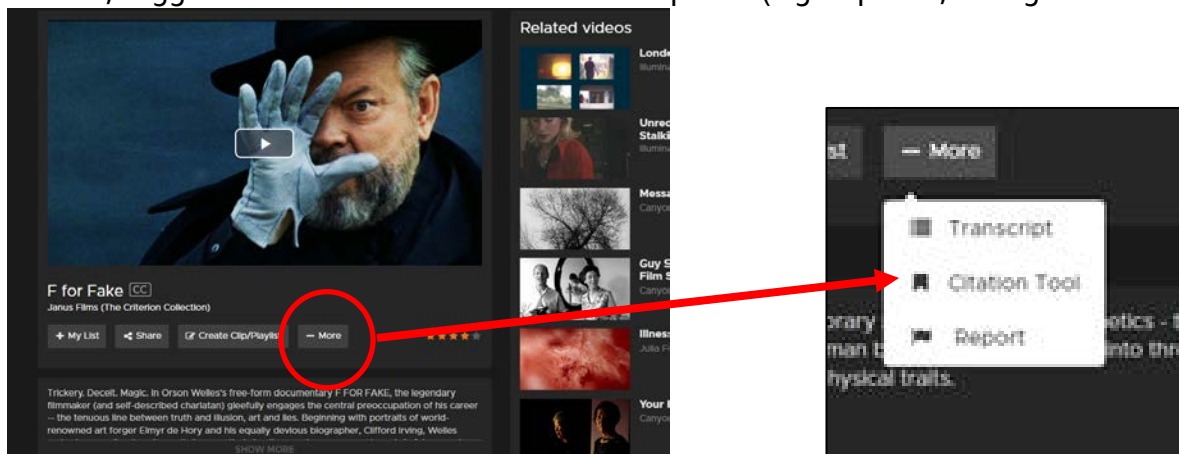


Subject searching

Click on 'browse' to the right of the search box to access a list of subjects and categories. A subject page provides a list of relevant videos with images for you to browse.



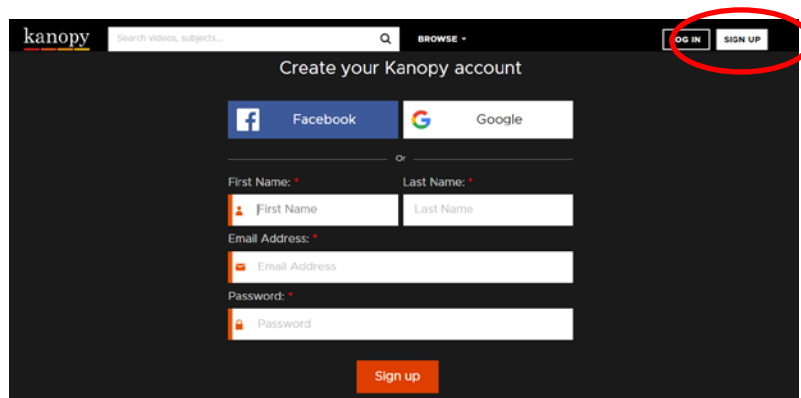
By selecting a video, you will be taken to its home page which includes the video, synopsis, reviews, suggestions of related videos and other options (e.g. captions, saving and sharing).



Under 'More', you can view the transcript (useful for references) and access the citation tool for APA, MLA and Chicago styles **BUT** not Harvard style!

Sign up for an account to save your videos

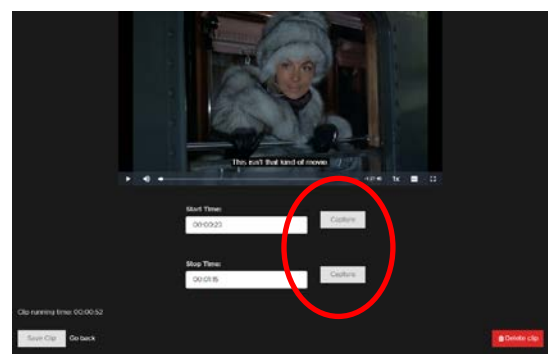
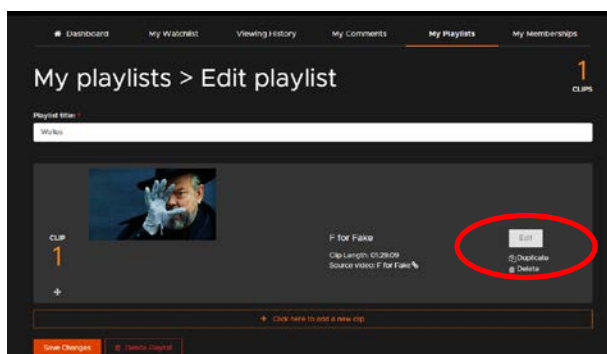
You'll have access to your playlists, clips and previous viewing history via 'My Dashboard'. Click on sign up and fill in the form with your university email address and password.



Kanopy will email a link which you can click on to verify your identity.

Create a clip for a presentation, assignment or teaching

Find the homepage of your chosen video and select 'Create clip/playlist' beneath the video. When prompted, save it to a new or existing playlist and select 'edit'.

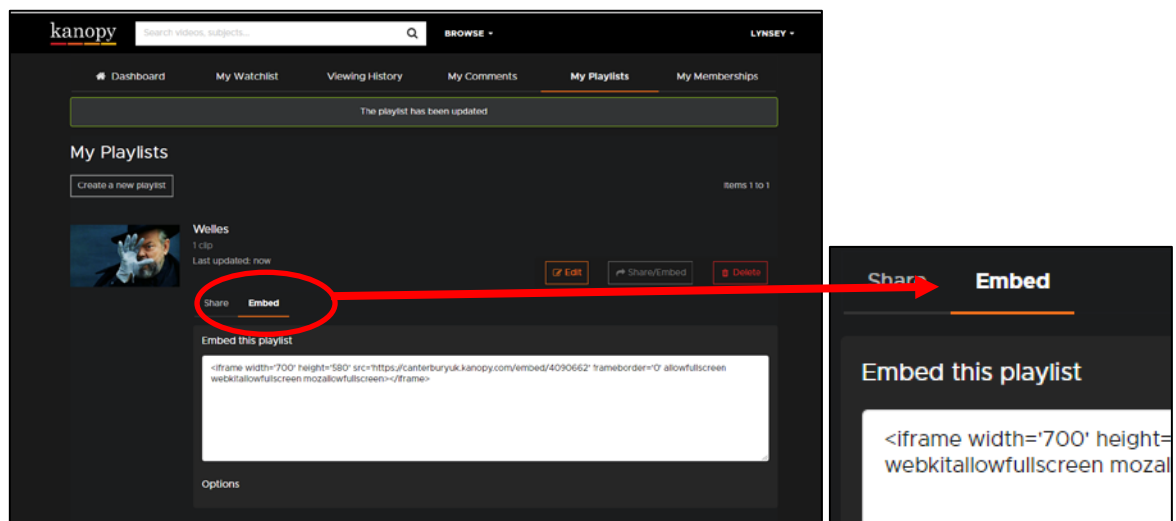
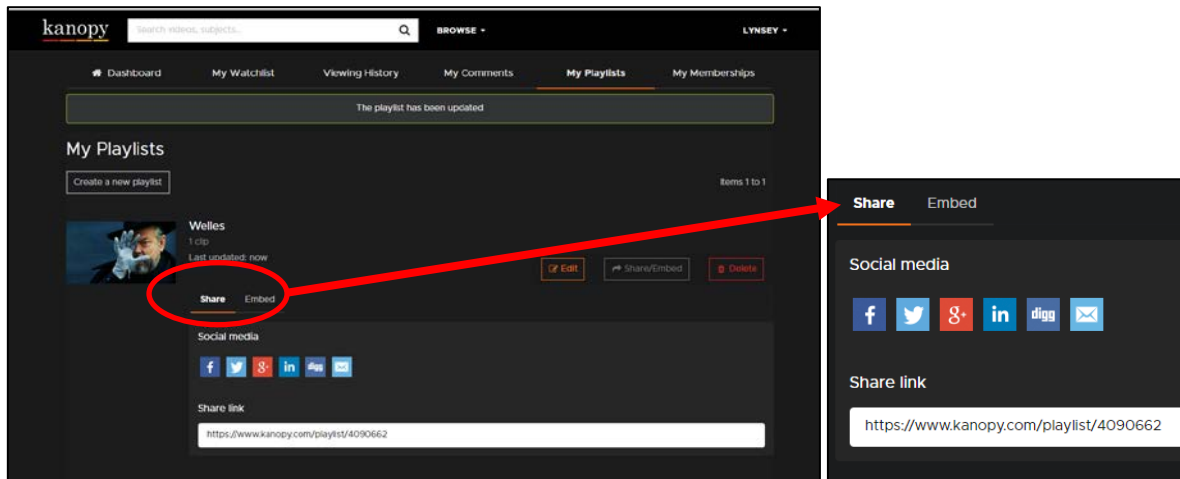


You can set the start and finish times of your clip by clicking on the 'capture' buttons.

Select 'Save clip' followed by 'Save changes'

Click on 'share/embed':

You can find a link under the 'Share' tab (e.g. for sharing on social media) and code under the 'Embed' tab (e.g. for use on Blackboard).



Where to go for further help

Your Learning and Research Librarian will be able to help you make the best use of online resources.

E-mail learning.research.support@canterbury.ac.uk to arrange a convenient time to meet.