

TURNITIN: GETTING YOUR FEEDBACK

CONTENTS

Turnitin: Getting your feedback	1
How and when will your Turnitin feedback be available?	1
Technical instructions	2
Accessing your feedback in Turnitin on Blackboard Ultra	2
Accessing your feedback in Turnitin on Blackboard Original.....	3
Saving/printing a copy of your feedback	4
Accessible feedback	4
Types of feedback in Turnitin	5
Grade.....	5
Comments & Quickmarks	5
Feedback Summary.....	5
Rubric/form.....	6
Help!	7

This guide contains technical instructions for accessing and saving/printing your feedback in Turnitin and important advice which you should read before getting your feedback.

HOW AND WHEN WILL YOUR TURNITIN FEEDBACK BE AVAILABLE?

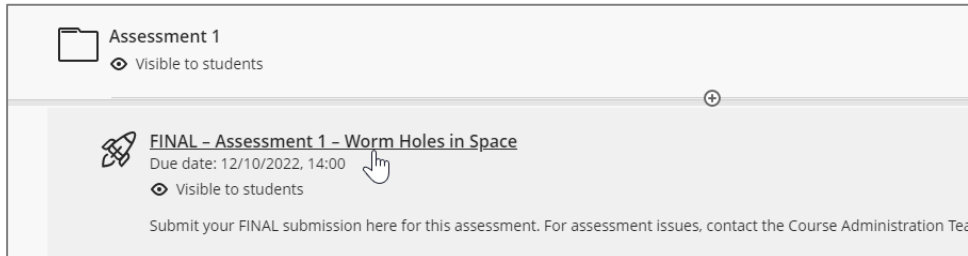
Final (on time) submissions – available on the Post Date

Final (after deadline) submissions – available on the Post Date; this is 5 weeks after the original 'Final (on time)' deadline.

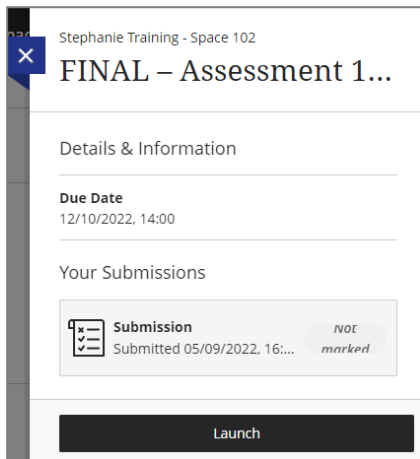
TECHNICAL INSTRUCTIONS

ACCESSING YOUR FEEDBACK IN TURNITIN ON BLACKBOARD ULTRA

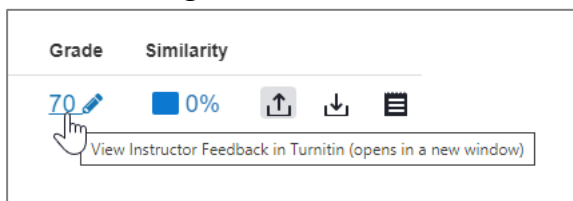
In Blackboard, go back to the Turnitin Assignment you submitted the work to and click on the **title** of the Assignment:



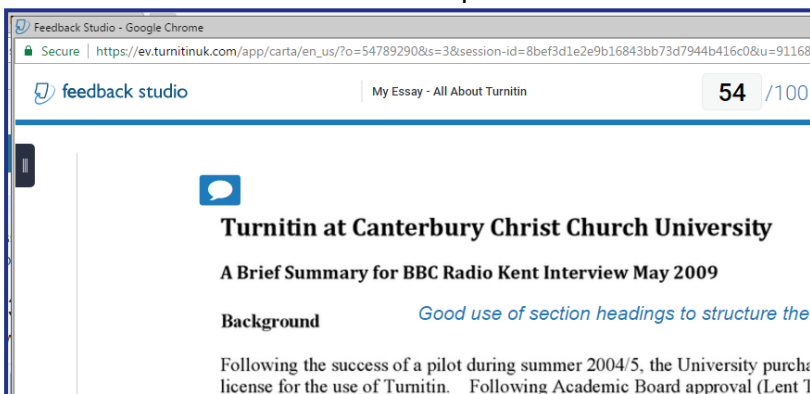
From the right-hand panel that opens select **Launch**.



From the **Assignment Dashboard** screen select the **Mark** under the **Grade Column**:

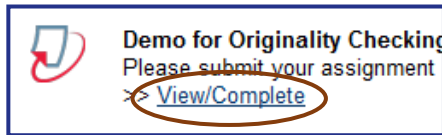


The Feedback Studio window will open:

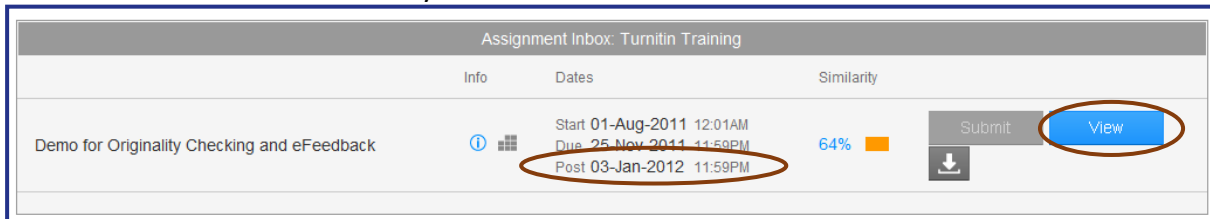


ACCESSING YOUR FEEDBACK IN TURNITIN ON BLACKBOARD ORIGINAL

In Blackboard, go back to the Turnitin Assignment you submitted the work to and click the **View/Complete** link.

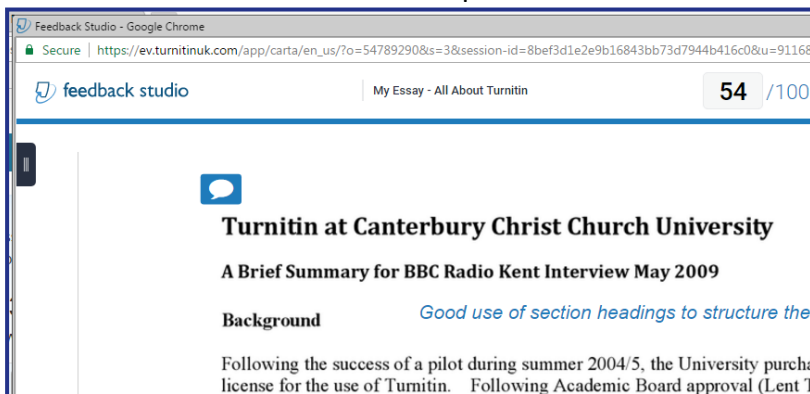


Click on the **View** button to see your Feedback



Note: If you cannot access your feedback, check the Post date (feedback release date). Contact your tutor for queries.

The Feedback Studio window will open:



Your feedback should be visible by default, but if you cannot see any feedback, check that the feedback '**layer**' is visible on the right side of the window:

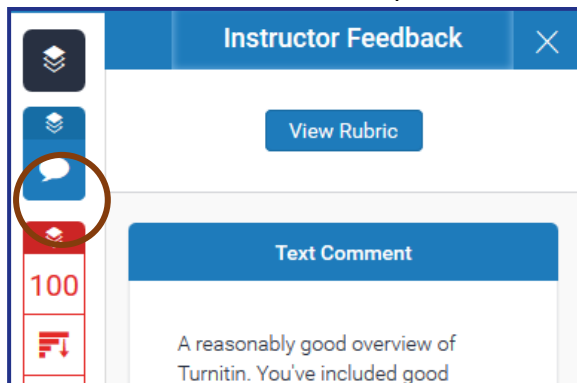


Click to show/hide layer controls



Click to show/hide feedback layer

If you can see on-script feedback on your work (e.g. Bubble Comments), but no off-script feedback (e.g. summary Text/Audio comments, Rubrics and Grading Forms), click the **Instructor Feedback icon** to open the **off-script feedback side panel**:



Note: If you are unsure of which types of feedback are provided for your work, check with your tutor. Examples of each type are available in the *Types of Feedback in Turnitin* section.

SAVING/PRINTING A COPY OF YOUR FEEDBACK

Your Turnitin feedback will be available online through Blackboard for as long as you are enrolled in the Blackboard site you submitted the work to. However, you may prefer to have an offline or printed copy to retain for future reference, and students are encouraged to do so. To do this, you can download a PDF version.

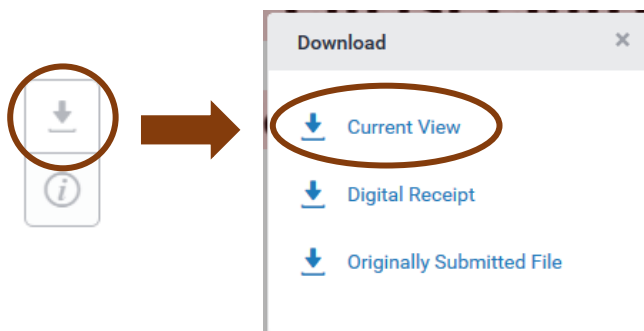
To download a PDF of your feedback:

1. open your feedback in the Feedback Studio and ensure that the feedback '**layer**' visible.



Click to show/hide feedback layer

2. Click on the **download icon** and select **Current View** to start the download.



ACCESSIBLE FEEDBACK

Feedback Studio has been designed to be highly accessible across a range of devices and by users with a range of needs. If you find engaging with your feedback online difficult, you can download a PDF copy). Alternatively, you can request your tutor or a programme administrator do this and e-mail it to you.

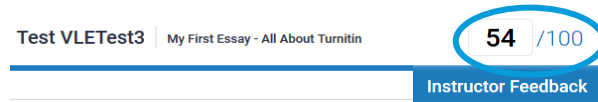
TYPES OF FEEDBACK IN TURNITIN

The type of feedback you see on your submission depends on your programme's arrangements for feedback. Therefore, you might see some or all of the following types of feedback.

Note: If you are unsure of which types of feedback are provided for your work, check with your tutor.

GRADE

You can see your grade in the top-right of the Feedback Studio window:



COMMENTS & QUICKMARKS

On-script comments may be **Bubble Comments** on highlighted passages which expand when clicked or pre-set, re-usable **QuickMark Comments** which also expand when clicked or **Inline Comments** written directly onto the script:

plagiarism detection software. Turnitin is one such system. Over 80% of UK universities have adopted it, as well as a number of schools, FE colleges, professional and awarding bodies (see <http://www.jiscpas.ac.uk/turnitinuk.php>).

Turnitin is an Internet-based plagiarism-detection service created by iParadigms, LLC. Institutions, typically universities and high schools, buy licenses to submit essays to the Turnitin website, which checks the documents for plagiarism. Students may be required by schools to submit essays to Turnitin, as a deterrent to plagiarism. This has been a source of criticism, with some students refusing to do so in the belief that requiring it constitutes a presumption of guilt. Additionally, critics have alleged that use of the software violates educational privacy and intellectual property laws. Parent company iParadigms, LLC, also offers a similar plagiarism detection service for newspaper editors, book and magazine publishers called iThenticate, and run the informational website Plagiarism.org. Other services marketed under the Turnitin brand are aimed at the education market, such as GradeMark and Peer Review services. Turnitin released the WriteCycle Suite bundles the Originality Checking services with Peer Review tools.

Turnitin checks students' work for material which might have been included from other sources. It then reports back to academic staff as to the extent of any 'unoriginal' material – this is text reproduced in students' work which is known to exist in these other sources. Turnitin itself doesn't make any judgement as to whether work has been plagiarised, rather it provides information on text matched elsewhere to support academic decision making. For more information, including an overview of Turnitin with an example "originality report" and the pilot evaluation report, see the Turnitin page on the University's Learning and Teaching Enhancement Unit (LTEU) website at: <http://www.canterbury.ac.uk/support/learning-teaching-enhancement-unit/tools/turnitin.asp>

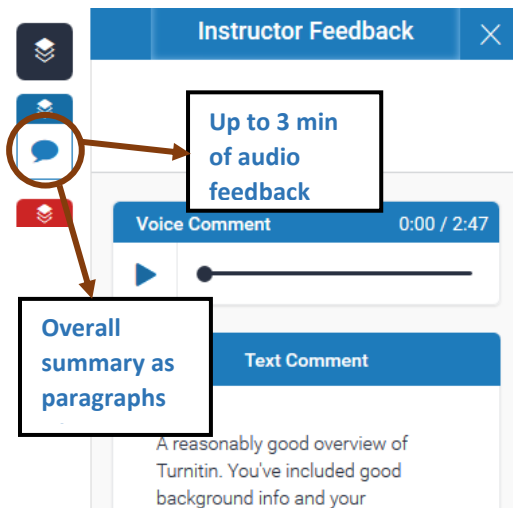
QuickMark Comments (RefURL, NdRef)

Bubble Comment (Expand - how does Turnitin compare students' work? Google?)

Inline Comment (Good link to more information)

FEEDBACK SUMMARY

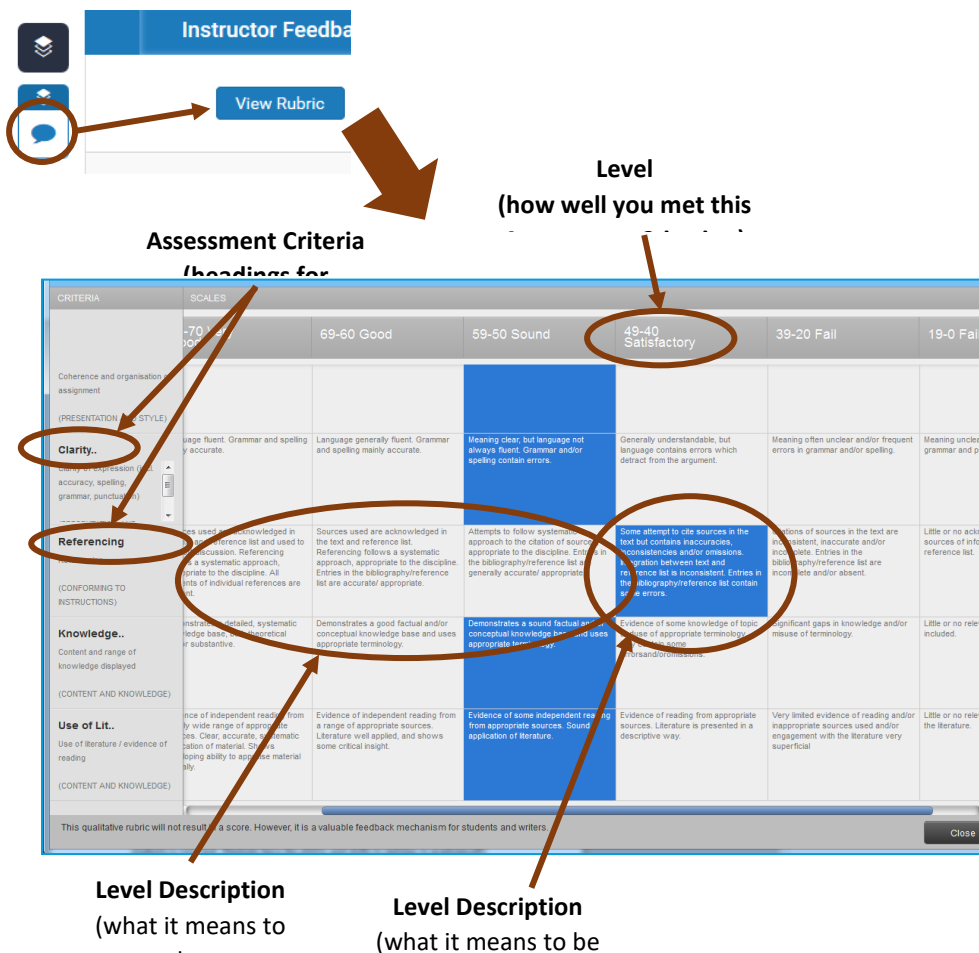
Off-script feedback often includes an **overall feedback summary**. This may be as paragraphs of **Text Comments** or as a recording from your marker as a **Voice Comment**:



RUBRIC/FORM

Off-script feedback may also include a breakdown of how well you did in each of the **assessment criteria** e.g. clarity of expression, referencing, content and range of knowledge displayed etc.

This may be as a **Rubric** showing the level you achieved within assessment criterion and what the next level/s up look like:



Instructor Feedback

View Rubric

Level (how well you met this)

Assessment Criteria (headings for)

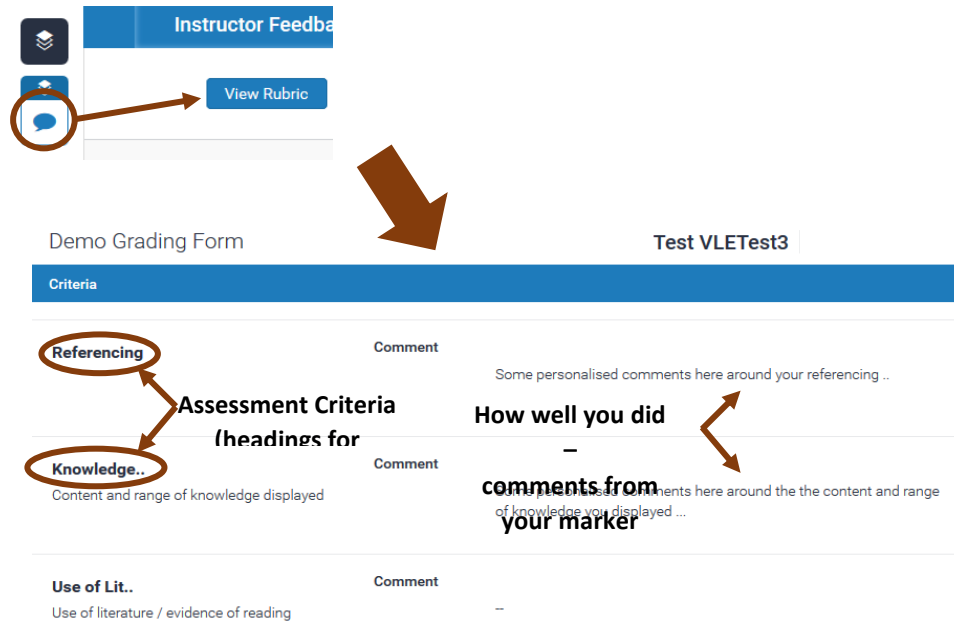
CRITERIA	70-80 Excellent	69-80 Good	59-50 Sound	49-40 Satisfactory	39-20 Fail	19-0 Fail
Clarity. (PRESENTATION STYLE) Usage of language (accuracy, spelling, grammar, punctuation)	Large fluent, Grammar and spelling accurate.	Language generally fluent, Grammar and spelling mainly accurate.	Meaning clear, but language not always fluent. Grammar and spelling contain errors.	Generally understandable, but language contains errors which detract from the argument.	Meaning often unclear and/or frequent errors in grammar and/or spelling.	Meaning unclear, grammar and punctuation errors.
Referencing (CONFORMING TO INSTRUCTIONS) Sources used are acknowledged in the text and used to support discussion. Referencing follows a systematic approach, appropriate to the discipline. Entries in the bibliography/reference list are accurate/appropriate.	Sources used are acknowledged in the text and reference list. Referencing follows a systematic approach, appropriate to the discipline. Entries in the bibliography/reference list are accurate/appropriate.	Attempts to follow systematic approach to the citation of sources appropriate to the discipline. Entries in the bibliography/reference list are generally accurate/appropriate.	Some attempt to cite sources in the text but contains inaccuracies, inconsistencies and/or omissions. Variation between text and reference list is inconsistent. Entries in the bibliography/reference list contain errors.	Attempts of sources in the text are inconsistent, inaccurate and/or incomplete. Entries in the bibliography/reference list are incomplete and/or absent.	Little or no acknowledgement of sources in the text and/or reference list.	Little or no relevant sources included.
Knowledge.. (CONTENT AND KNOWLEDGE) Content and range of knowledge displayed	Demonstrates a good factual and/or conceptual knowledge base and uses appropriate terminology.	Demonstrates a sound factual and/or conceptual knowledge base and uses appropriate terminology.	Evidence of some knowledge of topic and use of appropriate terminology.	Significant gaps in knowledge and/or misuse of terminology.	Little or no relevant knowledge displayed.	Little or no relevant knowledge displayed.
Use of Lit.. (CONTENT AND KNOWLEDGE) Use of literature / evidence of reading	Evidence of independent reading from a range of appropriate sources. Clear, accurate, systematic application of material. Shows strong ability to synthesise material.	Evidence of independent reading from a range of appropriate sources. Literature well applied, and shows some critical insight.	Evidence of some independent reading from appropriate sources. Sound application of literature.	Evidence of reading from appropriate sources. Literature is presented in a descriptive way.	Very limited evidence of reading and/or inappropriate sources used and/or engagement with the literature very superficial.	Little or no relevant literature included.

This qualitative rubric will not result in a score. However, it is a valuable feedback mechanism for students and writers.

Level Description (what it means to)

Level Description (what it means to be)

Alternatively, a breakdown of how well you did in each of the assessment criteria may be presented as a **Grading Form** with personalised comments within each area:



See Turnitin’s own online guidance for more information about these different types of Turnitin feedback:

[Viewing feedback in Turnitin](#)

[Interactive demo of Feedback Studio](#)

Note: although primarily aimed at markers, this demo will give a good feel for how Feedback Studio works.

HELP!

Turnitin online help can be access through the link at the top-right of the Feedback Studio window:



Contact your tutor

if you’re not sure what, where and when to submit to Turnitin, or if you accidentally submit the wrong file or to the wrong Turnitin Assignment, as well as for advice on the types of Turnitin feedback you can expect to receive and how to use it

Contact the i-Zone

if Turnitin is not working properly including any technical error messages.