


Turnitin

Guide for Students

Viewing and Interpreting Your Originality Report



About this Guide

This is a quick guide to **Viewing and Interpreting Your Originality Report** for work submitted to Turnitin for Originality Checking.

Refer also to the guide on **Submitting Your Work to Turnitin** on the University web site:

<http://www.canterbury.ac.uk/turnitin>


This site also contains an overview of Turnitin, where to get help and support as well as links to training videos and further guidance.

See also the University web site for information about what plagiarism is, how to avoid it and what the University's approach is:

<http://www.canterbury.ac.uk/plagiarism>

Turnitin Guide for Students

Viewing and Interpreting Your Originality Report



Accessing Your Originality Report

University Plagiarism Policy

From academic year 2012/13 you will have an opportunity, and be encouraged, to submit at least one draft and view the originality report for each piece of coursework you're asked to submit to Turnitin. There will be an educational focus on the use of Turnitin early on in your programme to help you understand the meaning of originality reports and avoid plagiarism. For final submissions for marking, your tutor decides whether you can see your originality report.

So check with your tutor which originality reports you can view and what help is available to interpret them.

For your final submission for marking, Turnitin itself will not make any decisions about plagiarism based on the % matched text in your originality report. It is a tool to support academic decision making. Your tutors will look at the report in detail, considering whether your writing is fairly attributed and referenced, before they make any judgements.

To see your originality report:

1. Go to the specific Turnitin Assignment in your Blackboard course and click the **View/Complete** link.



Demo for Originality Checking and eFeedback
Please submit your assignment here. Any queries, >>
[View/Complete](#)

2. Click on the % link to open your Originality Report.

Click % for Originality Report

Assignment: Demo for Originality Checking and eFeedback

Start 01-Aug-2011 12:01AM
Due 25-Nov-2011 11:59PM
Post 30-Apr-2012 11:59PM

Similarity: 64%

Submit View

Do not click View Button (for e-Feedback only and only when blue)

Originality GradeMark PeerMark

My First Essay - All About
BY DEMO STUDENT23

turnitin

SIMILARITY INDEX: 64%

GRADE OUT OF 100: 54

Match Overview

Rank	Source	Percentage
1	www.canterbury.ac.uk Internet source	21%
2	en.wikipedia.org Internet source	11%

Turnitin at Canterbury Christ Church University
A Brief Summary for BBC Radio Kent Interview May 2009

Background
Following the success of a pilot during summer 2004/5, the University purchased a license for the use of Turnitin. Following Academic Board approval (Lent Term 2005/6), a phased approach to implementing the use of Turnitin has been taken,

Important Note: do not click the View button. This is for e-Feedback only and may give an error if you click this when e-Feedback is not being used. (Where you are expecting e-Feedback you must wait until the View button turns blue.)

Turnitin Guide for Students

Viewing and Interpreting Your Originality Report

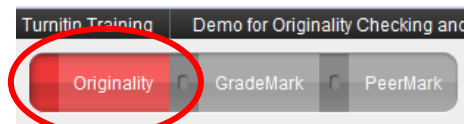


Important Note:

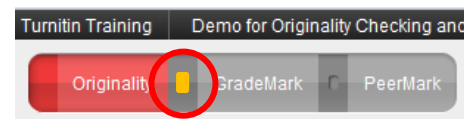
This guide refers to the new, combined Originality Report and e-Feedback Sheet used in Turnitin 2. If you are using the old style Originality Report, click on the **Document Viewer** button (top left of page):



In the Document Viewer, you can switch between your Originality Report and e-Feedback Sheet by clicking on **Originality** or **GradeMark** (top left of page).



If you want to see any e-Feedback from your tutor whilst looking at your originality report, you can overlay this by clicking on the **small checkbox next to GradeMark**.



Accessible Originality Report

Turnitin Originality Reports in the Document Viewer are not screen-readable.

For a screen-readable version, click on the link to the **Text-Only Report** in the bottom-right of the Document Viewer window.



Alternatively, you can make a PDF version of the Originality Report. See [Saving/Printing a Copy of Your Originality Report](#) below. If you prefer, your tutor or programme administrator can download a PDF version of your Originality Report for you and e-mail it to you.

PDF versions of Originality Reports contain the same basic information as the online version in the Document Viewer, and are more easily screen-readable and navigable, but they are not as interactive.

Turnitin Guide for Students

Viewing and Interpreting Your Originality Report



Interpreting Your Originality Report

The left-hand panel shows your work and highlights text which can be found in other sources. These sources are in the right-hand panel and include web sites, journal articles and work submitted by other students from all universities using Turnitin. The overall percentage of your work which can be found in these other sources is shown at the top and the amount found in each source listed next to it.

overall % of submitted work 'unoriginal' i.e. matched to other sources

highest matching sources for highlighted text

turnitin SIMILARITY INDEX 64% GRADE 54 OUT OF 100

Match Overview

Rank	Source	Percentage
1	www.canterbury.ac.uk Internet source	21%
2	en.wikipedia.org Internet source	11%
3	www.coursework.info	9%

Turnitin at Canterbury Christ Church University
A Brief Summary for BBC Radio Kent Interview May 2009

Background

Following the success of a pilot during summer 2004/5, the University purchased a license for the use of Turnitin. Following Academic Board approval (Lent Term 2005/6), a phased approach to implementing the use of Turnitin has been taken, governed by a set of protocols enshrined within a new University Plagiarism Policy.

Since July 2008, any programme can use Turnitin directly through the Blackboard

In this example, Turnitin can find 64% of the submitted essay in other sources. It's the amount of essay which is unoriginal – Turnitin calls this the **Similarity Index**.

A Brief Summary for BBC Radio Kent Interview May 2009

Background

Following the success of a pilot during summer 2004/5, the University purchased a license for the use of Turnitin. Following Academic Board approval (Lent Term 2005/6), a phased approach to implementing the use of Turnitin has been taken, governed by a set of protocols enshrined within a new University Plagiarism Policy.

Since July 2008, any programme can use Turnitin directly through the Blackboard Virtual Learning Environment (VLE) to support plagiarism education and detection.

What's the Deal With Plagiarism?

One of the two Oxford English Dictionary definitions of plagiarism is the practice of plagiarizing; the use of another person's work (the one's own, of the ideas, or mechanical, etc.) of another person. However, plagiarism includes indiscriminate cheating. A student who plagiarizes may do so inadvertently or with

text matching a website and % of submitted work matched just to this source

Rank	Source	Percentage
1	www.canterbury.ac.uk Internet source	21%
2	en.wikipedia.org Internet source	11%
3	www.coursework.info Internet source	9%
4	Neil Selwyn. "'Not nec...' Publication	5%
5	www.plagiarismadvice.org Internet source	4%

Here, 21% of the essay matches text found on the web site www.canterbury.ac.uk.

Don't panic! This just means some of your text is *unoriginal*. Some unoriginal text might be as quotes, some might just be 'common language'. Unoriginal doesn't automatically mean it's plagiarised. How much of your text is unoriginal will depend on the type of writing and the subject area involved. When marking final submissions, tutors will look at the report in detail, considering whether your writing is fairly attributed and referenced, before they make any judgements.

Neither it is necessarily copied from the web site listed - many web sites may have the same text, Turnitin just shows you the 'best match' first.

Turnitin Guide for Students

Viewing and Interpreting Your Originality Report



However, plagiarism includes a range of acts from failure to use proper citation to indiscriminate cheating. A student who plagiarizes may do so inadvertently or with painful purposefulness. The second definition in the Oxford English Dictionary is ". A purloined idea, design, passage, or work." The problem is considered to be a serious matter in academic work because by creating, for example, an essay, one is stating or implying that what is written is your own work.

Public and media interest is increasing with plagiarism by students across the UK HE sector.

According to figures obtained by the BBC, cases of plagiarism in the West of England (UWE), which identified more than 300 cases in 2005/6, were up by 55 from the previous academic year. This represented some 1% of all its students. At Bristol University, more than 70 cases were reported for 2000/1 (6 of 12,000 undergraduates). Bath's figures more than doubled from 2005/2006.

The threat of use of the Internet for academic dishonesty by a substantial number of students is very real. Students have the ability and skills to indulge in academically dishonest activities. There are also key triggers that can incite such behaviour; fear of failure is one such variable. Most students in higher education can use the easily accessible information highway and that many do.

Selwyn (2008) comments that forms of plagiarism engaged in by students have traditionally included the reproduction of text from other academic sources such as journal articles, books or lecture notes without adequate acknowledgement of the

6	Attila Szabo. "Cyberch..."	4%
7	Ranald Macdonald.	3%
	highereducati...	3%
	Internet source	3%
9	news.bbc.co.uk	2%
	Internet source	2%

text matching a journal article

Here, 4% of the essay also matches a journal article (Szabo). Again, in your originality report you may have correctly quoted the text. So don't panic, read below for advice on checking unoriginal text in your work.

What Overall Percentage Matters?

There is no right or wrong percentage because there is no right or wrong amount of unoriginal text in any piece of work. Different subjects have different expectations on the amount of quotes to use and this can vary from assignment to assignment. Talk to your tutor if you're unsure.

A high percentage could just as well include fair text (e.g. large amounts of correctly attributed quotes or lots of 'common language' phrases) as it could problem text (e.g. where you've copied or changed a bit but not cited the source). You should check each passage of highlighted text in your originality report (instructions below) and consider whether:

- it's a word-for-word quote which you must clearly show as quoted and cite the source or
- sentences look similar with some words different which you may need to rewrite in your own words and then cite the source or
- it's common language which doesn't need attributing to any source so don't worry!

If you're not sure which is which, check with your tutor.

Ensure that all your sources are clearly acknowledged and check all your citations are in your reference list.

Turnitin Guide for Students

Viewing and Interpreting Your Originality Report



You can exclude text you've already quoted from being highlighted and counted (instructions below). However, you should consider not excluding quotes until you're familiar and comfortable working with Turnitin as they will show you how much of your work is original, even where properly quoted. It may also help you check you've included the sources of all your quotes in your reference list.

Checking Highlighted Text Against Sources

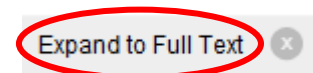
1. Click on the highlighted text in your work to see where it matches in the source:

when you click on a highlighted section of your text, a window pops up showing the original source

click anywhere on highlighted text

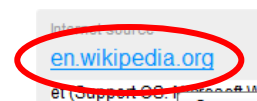
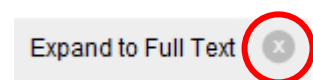
Match	Source	Percentage
1	www.canterbury.ac.uk Internet source	21%
2	en.wikipedia.org Internet source	11%
3	www.coursework.info Internet source	9%
4	Neil Selwyn. "Not nec..." Publication	5%
5	www.plagiarismadvice.org Internet source	4%
6	Attila Szabo. "Cyberch..." Publication	4%

2. Click **Expand to Full Text** in the pop up window to see a fuller view of where your text matches in the source in the right-hand panel.



Note: not for matches to other students' papers. You're not able to view their work.

3. You need to click the top-right corner of the right-hand panel to close this view before you can do anything else.
4. If the source is a web site, click the **web address** in the pop up window to see the live web page. This will open a new web browser window.
5. Click the top-right corner of the pop-up to close it before you can move on to another source.



Checking Other Sources Which Also Match Your Text

Each bit of unoriginal text highlighted may match several sources. For example, a quote from a journal article may be matched to the journal publication as well as to a web site with the same quote on as well as to any number of other students' papers also quoting the same thing. So, Turnitin decides which is the 'highest match' (i.e. which source has matched the most of your text highlighted).

Turnitin Guide for Students

Viewing and Interpreting Your Originality Report



The right-hand panel of the originality report shows highest matching sources first. You can also see *all* the sources which matched any given bit of highlighted text.

1. Hover over the title of a source in the right-hand panel (Wikipedia in this example) and click on the **View Match Breakdown** arrow to expand



In this example, Wikipedia was the main match, matching 11% of the submitted work. You will now see a breakdown of *all* sources that match parts of the highlighted text.

2. Click on any of the other sources to see how much of the highlighted text matches that source.

This whole paragraph is the main match to Wikipedia (11% of submitted work)

Dark highlighted text is the part which also matches Facebook (6% of submitted work)

Source	Match Percentage
en.wikipedia.org	11%
www2.loot.co.za	11%
plumbot.com	11%
www.quarkbase.com	11%
www.facebook.com	6%

In this example, clicking on the Facebook source (6%) shows it matched about half of the highlighted text matched to the main match Wikipedia.

3. Click the back arrow to return to the normal view



Turnitin Guide for Students

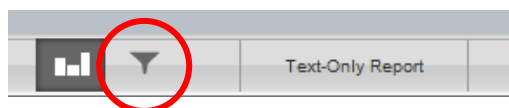
Viewing and Interpreting Your Originality Report



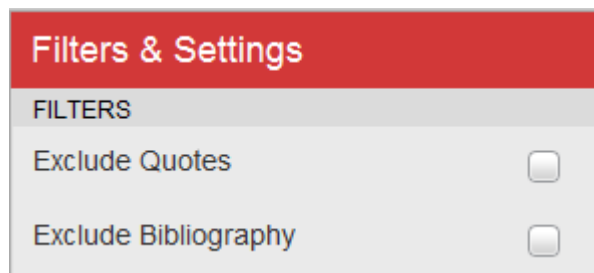
Excluding Quotes from Being Highlighted and Counted

Once you are confident in interpreting your originality report, you might want to ignore highlighted text which you know you've quoted and referenced properly.

1. Click on the Filter icon towards the bottom-right of the page. Tick **Exclude Quotes**.



Note: this may not be 100% accurate. Turnitin just looks for quotation marks and ignores text between them. Similarly, Exclude Bibliography will try to ignore your reference list but also may not be 100% accurate. **Use with caution!**



2. Click on on the sources icon to return to the normal view.




Saving/Printing a Copy of Your Originality Report

Important note:

Your originality report will be available on-line through Blackboard only for as long as you are enrolled in the Blackboard area for the relevant module, pathway, cohort or programme. Once you no longer have access to that Blackboard area, you won't be able to access your originality report. So, you should consider saving a copy for future reference.

To do this, click on the **printer/download icon** on your originality report. Both icons do the same thing – give you a PDF version of your feedback to download. If you want to print, first download the PDF file then open and print it like any other document. (Don't use your browser's print button - it won't format your e-Feedback report properly.)



download originality report
(then open and print the PDF file; don't use your browser's own print button)

Turnitin Guide for Students

Viewing and Interpreting Your Originality Report



Help!

Contact your **tutor**:

- for training on using Turnitin
- to check if you have been given access to your originality report or if you have any queries or concerns about it
- if you're unsure about how many quotes you can use and what to reference

See the Turnitin online help for more help using your originality report:



Contact the **i-Zone**:

- if Turnitin is not working properly including any technical error messages

See the University web site for:

- information about what plagiarism is, how to avoid it and what the University's approach is:
<http://www.canterbury.ac.uk/plagiarism>
- further guidance on interpreting your Turnitin originality report:
<http://www.canterbury.ac.uk/turnitin>
- All other help for Turnitin, including technical support:
<http://www.canterbury.ac.uk/turnitin>