


Turnitin 2 – What's New? Overview for Students and Staff



About this Guide

During 2010/11, all students and staff should move to the new version of Turnitin - Turnitin 2. This is quick overview on the changes in Turnitin 2 for students and staff.

For Turnitin 2 guides, help and support, see the University's Turnitin web site at:

<http://www.canterbury.ac.uk/turnitin>

Turnitin 2 – What's New?

Overview for Students and Staff



Turnitin 2 Has Landed!

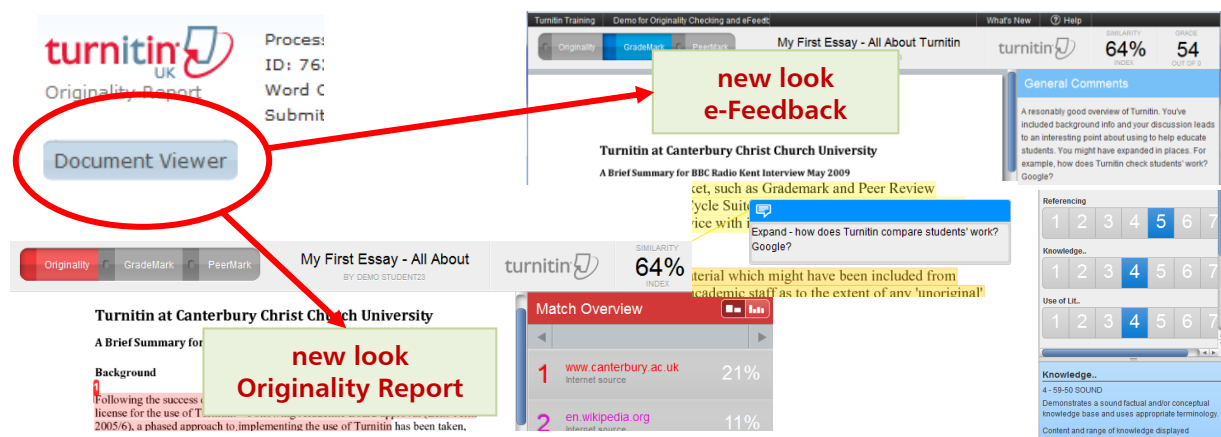
Turnitin 1 – the old version of Turnitin - will be switched off at some point during academic year 2011/12. As such, the University is supporting then new version – Turnitin 2 – from October 2011/12.

This is an overview of the main changes in Turnitin 2.

The Main Change

-> **New Look and Combined Originality Report and e-Feedback**

The main change in Turnitin 2 is a new look originality report and e-Feedback report. These have been combined into a single pop-up window called the **Document Viewer**.



rather than separate windows in the old version of Turnitin 1:



Note: whichever version of Turnitin you are using, the way you submit work to Turnitin Assignments (students) or set Turnitin Assignments up (staff) is the same. Ask your tutor (students) or Faculty Learning Technologist (staff) if unsure which version of Turnitin to use.

However, all staff and students are encouraged to use the Document Viewer in Turnitin 2 which is now the University's main supported version.

-> see below for other key changes ...

Turnitin 2 – What's New?

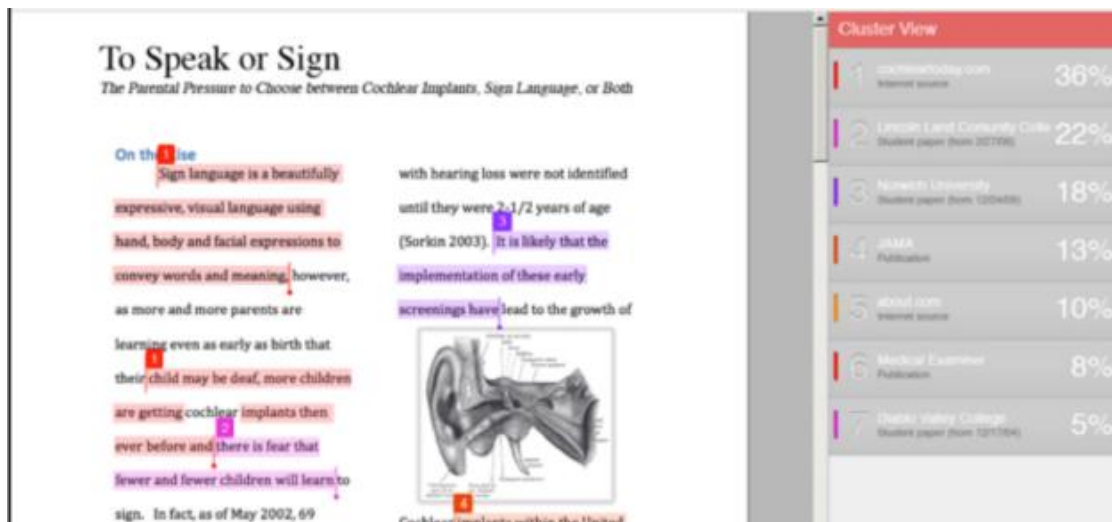
Overview for Students and Staff



General Changes

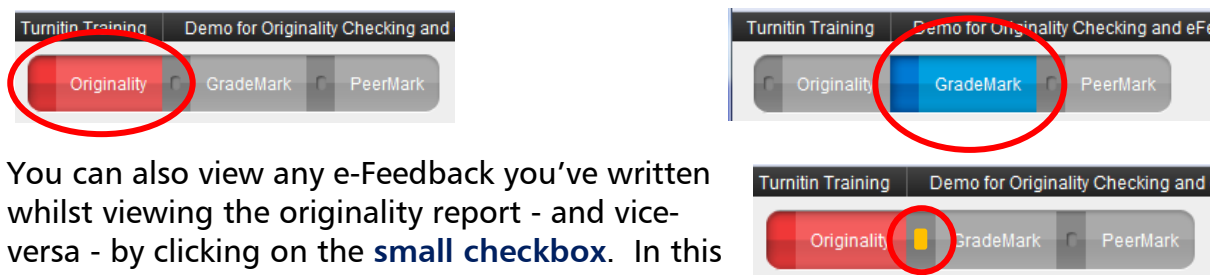
-> Format of Submitted Work is Kept

The **Document Viewer** shows a fully formatted version of the submitted work, including images and tables, no longer just a text-only view.



-> Switch Between Originality Report and e-Feedback in the Same Window


In the **Document Viewer**, you can switch between e-Feedback and Originality Reports by clicking on **Originality** or **GradeMark** (top left of page).



You can also view any e-Feedback you've written whilst viewing the originality report - and vice-versa - by clicking on the **small checkbox**. In this example, e-Feedback is overlaid over the main originality report view.

-> Print = Save = PDF

Both printing or saving an originality report or e-Feedback report do the same thing: make a PDF file which you can print out or save to your computer.



Turnitin 2 – What's New?

Overview for Students and Staff



Originality Report Changes

-> Click Highlighted Text Matches to See the Source Directly

Instead of a side-by-side comparison in the old version of Turnitin, clicking on a highlighted text match in the originality report will show the source directly in a pop-up window with an option to see an expanded view.

when you click on a highlighted section of text, a window pops up showing the original source

click anywhere on highlighted text

Match	Source	Percentage
1	www.canterbury.ac.uk Internet source	21%
2	en.wikipedia.org Internet source	11%
3	www.coursework.info Internet source	9%
4	Neil Selwyn. "Not nec..." Publication	5%
5	www.plagiarismadvice.org Internet source	4%
6	Attila Szabo. "Cyberch..." Publication	4%

Note: staff still need to make a request to see the contents of other students' papers. Student still cannot see these papers.

e-Feedback Changes

-> Highlight Specific Text to Comment On

Specific words and phrases can now be highlighted for comments, rather than rectangular areas in the old version of Turnitin.

informational website Plagiarism.org. Other services marketed under the Turnitin brand are aimed at the education market, such as Grademark and Peer Review services. Turnitin released the WriteCycle Suite bundles the Originality Checking service with Peer Review tools.

Turnitin checks students' work for material which might have been included from other sources. It then reports back to academic staff as to the extent of any 'unoriginal' material – this is text reproduced in students' work which is known to exist in these other sources. Turnitin also provides a comment as to whether work has been plagiarized. This includes a list of sources that matched elsewhere to support academic staff in their assessment. For more information, including an overview of Turnitin with an example "originality report" and the pilot evaluation report, see the Turnitin

highlighted text comments (rollover for comment)

Expand - how does Turnitin compare students' work? Google?

Turnitin 2 – What's New?

Overview for Students and Staff



-> New Look for 'Rubric' Assessment Grids

Assessment grids are still called **Rubrics** but:

- level descriptions are no longer shown in the 'boxes' in the grid itself - you have to mouse-over each box in the see what that level means
- when using a grid for feedback only (i.e. not auto calculating marks), each box is only shown as a number until you mouse-over it – you can't give the box a title

Old Assessment Grid

Pres/Style Communication and presentation (appropriate to discipline)		Communicates effectively in a format appropriate to the discipline.	Communicates in a format appropriate to the discipline.	Some communication is effective and in a format appropriate to the discipline.	Cor uns unf forr app disc
Follow Instr. Clarity of objectives and focus of work		Has defined objectives and addressed them throughout the work.	Has outlined objectives and addressed them in the work.	Has outlined objectives and addressed them partially in the work.	Der atte objt thei

New Assessment Grid

assessment criteria (headings for marking)

level (how well the student did)

level description (what it means to be at this level)

Turnitin 2 – What's New?

Overview for Students and Staff



-> Easy Access to QuickMark Stock Phrases (Staff Only)

QuickMarks now appear in the right-hand panel for easy drag and drop.

Following the success of a pilot during summer 2004/5, the University purchased a license for the use of Turnitin. Following Academic Board approval (Lent Term 2005/6), a phased approach to implementing the use of Turnitin has been taken, governed by a set of protocols enshrined within a new University Plagiarism Policy.

Since July 2008, any programme can use Turnitin directly through the Blackboard Virtual Learning Environment (VLE) to support plagiarism education and detection.

What's the Deal With Plagiarism?

One of the two Oxford English Dictionary definitions of plagiarism is "The practice of plagiarizing; the wrongful appropriation or purloining, and publication, one's own, of the ideas, or the expression of the ideas (literary, artistic, musical, mechanical, etc.) of another." This makes the whole concept seem quite straightforward. However, plagiarism includes a range of deeds from failure to use proper citation to indiscriminate cheating. A student who plagiarizes may do so inadvertently or with painful purposefulness. The second definition in the Oxford English Dictionary is "The purloining of an idea, design, passage, or work." The problem is considered to be a serious matter in academic work because by creating, for example, an essay, one is stating or

Comment: Select text and click the Comment button to highlight text associated with a comment.

QuickMark menu:

- Wk.
- C/S
- Citation Needed
- Commonly Confused
- Del.
- Improper Citation
- Insert:
- Missing ","
- P/V
- Run-on
- Sp.
- Support
- Vague
- WC
- Weak Transition

drag QuickMark onto script

Help!

For all Turnitin guides, help and support, updated for Turnitin 2, see the University's Turnitin web site at:

<http://www.canterbury.ac.uk/turnitin>

See also the University web site for information about what plagiarism is, how students are advised to avoid it and what the University's approach is:

<http://www.canterbury.ac.uk/plagiarism>